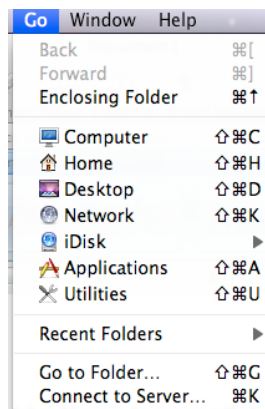
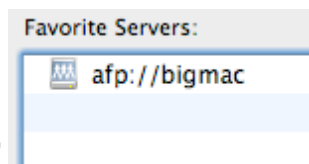


## Connecting to BigMac from a Mac

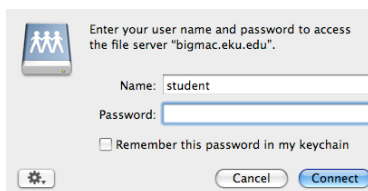


1. At the top of your screen click “Go”. Then click “Connect to server”.



2. Select “afp://bigmac”

3. Log in using your ECU Email Account information.



Then Click Connect.

4) Now you are in. Navigate to the folder you want.

12) When you are in the correct folders, you can now drag files to BigMac, or drag them from BigMac.

**Make sure to log out when you're finished!**

